



# Home Learning - week 5 (11/5/20)

## Reception

**Achieve Believe Care**

Mrs Trimmer and I hope that this finds you and your families happy and well. We are loving seeing so many of you completing the activities we have set for you via these PPTs, we love the pictures and videos! We just love staying in touch with you ALL through this fantastic platform and although your journals, that you will get as a PDF at the end of the year, will be very different this year to anybody's in previous years...in years to come you can show what a unique Reception year you had, having to do a lot of your learning at home! To those of you that were in school last week due to your grown ups being key workers, out there still working to keep us all safe and well during this time...Mrs Bullock and Mrs Crees, who did half the week each, really enjoyed seeing you and spending time hearing about all you have been up to. Mrs Trimmer will be in on the week of the 18<sup>th</sup>, to see those of you in that week too!

Well we are now entering week 5 of our home learning...as usual, keep up with 'Wake up Shake up' <https://www.youtube.com/watch?v=1gUbdNbu6ak> and then have a go at the themed activities we have set for you to complete at home this week.

This week our theme will be the story of  
**'The Gingerbread Man'**

# The Gingerbread Man

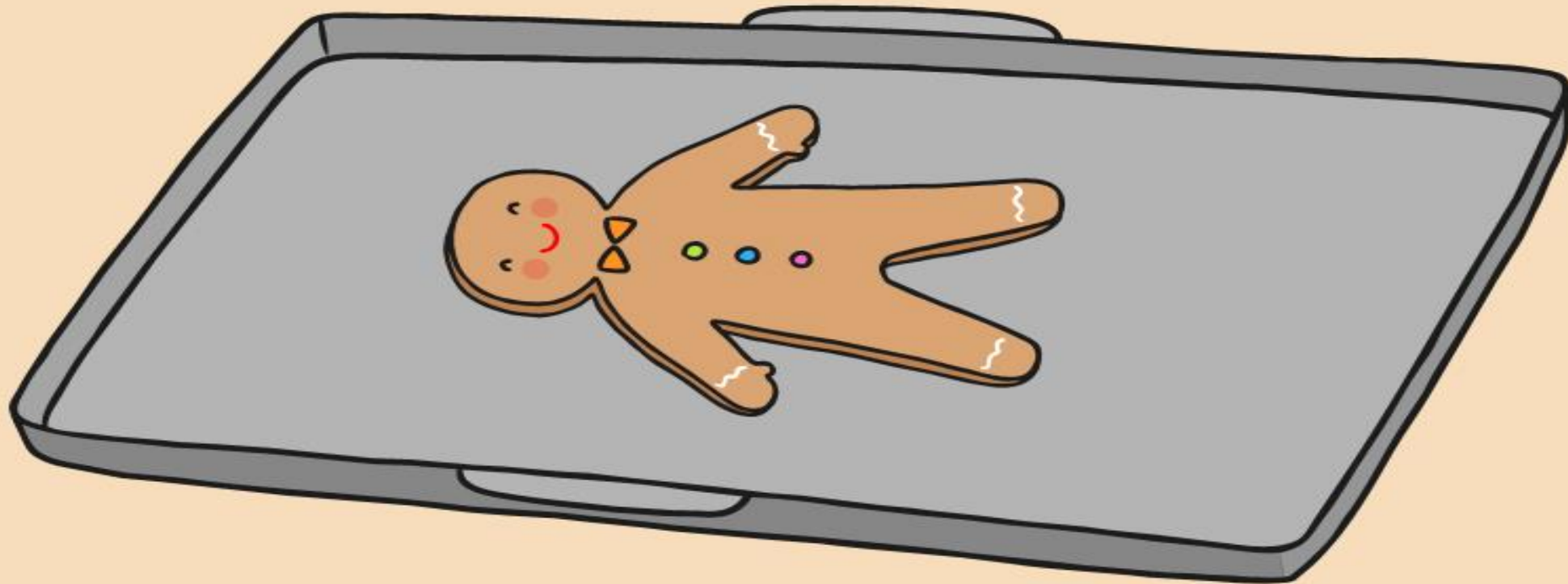


twinkl

Once upon a time, there lived a little old woman and a little old man called Mr and Mrs Baker. Day after day, they baked cakes, pies and pastries. But they had no-one to share them with, and that made them feel a bit sad.



One day, Mrs Baker made a gingerbread man to cheer them both up. He had jolly jelly buttons and a big icing smile. Dusting the flour from her hands, she popped him into the oven...



To Mr and Mrs Baker's surprise, when the tray came out, the gingerbread man leaped up onto the table and ran away.



Mr and Mrs Baker ran after the gingerbread man shouting, "Stop! Stop!" Sadly, they could not catch him.



The gingerbread man just laughed and said, “Run, run, as fast as you can! You can’t catch me I’m the gingerbread man!” And off he ran as fast as his gingerbread legs could carry him.






The gingerbread man ran until he came to a very hungry cat.  
“Hello!” miaowed the cat “You look like a purr-fect snack!”.



The gingerbread man just laughed and said, "Run, run, as fast as you can! You can't catch me, I'm the gingerbread man!"



The gingerbread man ran until he came to a dog. “Woof! You look tasty, I think I’ll eat you!” said the dog.



The gingerbread man just laughed again and said, "Run, run, as fast as you can!  
You can't catch me, I'm the gingerbread man!"



The gingerbread man ran on, until he came to a cockerel. “Stop! You look good enough to eat!” said the cockerel.




The gingerbread man just as before, laughed and said, “Run, run, as fast as you can! You can’t catch me, I’m the gingerbread man!”



The gingerbread man ran down the lane and came to a pig. "Oink! You look like you'll taste good!" said the pig.




The gingerbread man just laughed and said, "Run, run, as fast as you can! You can't catch me, I'm the gingerbread man!"







A little further on the gingerbread man came to a cow who was also feeling hungry. "You look yummy!" mooed the cow.




The gingerbread man just laughed and said, "Run, run, as fast as you can! You can't catch me, I'm the gingerbread man!"



The gingerbread man ran on, then he came to a horse. “Stop!  
You look good enough to eat!” said the horse.



The gingerbread man just laughed and said, “Run, run, as fast as you can! You can’t catch me, I’m the gingerbread man!”



It was not long before the gingerbread man came to a boy. “Well hello!” said the boy! You look like the perfect treat!”



The gingerbread man just laughed and said, “Run, run, as fast as you can! You can’t catch me, I’m the gingerbread man!”



The gingerbread man kept running and came to a girl. “Hey, where are you running to? You look delicious!” said the girl. The gingerbread man just laughed and said, “Run, run, as fast as you can! You can’t catch me, I’m the gingerbread man!”.



The gingerbread man ran on, until he came to a river. He stopped and shivered.  
“Brrr too cold! How do I cross?”





Just then, a fox came by. "Hello, little gingerbread man" he grinned. "Perhaps I can help you?" said the fox. "Just hop onto my tail and I will carry you across."



The gingerbread man looked back and saw the others catching up. He knew that if he did not go with the fox he would be eaten, so he jumped onto his tail.



“Brrr, too chilly!” the gingerbread man squealed as the fox paddled in and the gingerbread man begun getting wet. “Then why don’t you climb onto my back,” said the fox, so the gingerbread man did.



The water was getting even deeper. “Brrr, too wet!” squeaked the gingerbread man. This time the fox said, “Jump onto my nose so that you don’t get wet.” So, that’s what the gingerbread man did, he climbed onto the tip of his nose.




Just then, the fox tipped back his head, tossed the gingerbread man up, up, up into the air, opened his mouth wide and....SNAP! And that was the end of the gingerbread man.



“Oh dear!” sighed Mrs Baker. “I’m still hungry!” mooed the cow. “Us too” said the dog and the cat. Then Mr Baker said “Let’s all go and bake something together!” So they all trotted back to the bakery and make cakes, pastries and pies...but no more gingerbread men! It was a fantastic feast that Mr and Mrs Baker could share with their friends, they felt happy and were never lonely again!



	Get Moving (approx. 30 mins)	Phonics (approx. 15 mins)	Reading (approx. 15 mins)	Kinetic Letters (approx. 10 mins)	Writing (approx. 30 mins)	Number (approx. 30 mins)	Shape, Space and Measure (approx. 30 mins)	Other areas... (approx. 30 mins)
<b>Mon</b>	<p>Start the morning with 'PE' with Joe Wicks, live on You tube at 9am.</p> <p>If you feel like you want a change from 'Joe Wicks' then have a go at one of the 'Supermover' routines (see link)- there are lots to choose from!</p>	<p><a href="https://www.youtube.com/watch?v=gCaXHnaKhHQ&amp;list=PLuGr6z2H2KNGIYp03sdzSGLZquzuQENkx&amp;index=10&amp;t=0s">https://www.youtube.com/watch?v=gCaXHnaKhHQ&amp;list=PLuGr6z2H2KNGIYp03sdzSGLZquzuQENkx&amp;index=10&amp;t=0s</a> - Lesson 1</p> <p>Practise segmenting and blending words, using the video link above. Follow the teacher in the video to practise this very important skill.</p>	<p>Share this week's story 'The Gingerbread Man'.</p>	<p>Revise the formation of previously practised letters (from previous weeks).</p> <p>Practise the letter 'v' from the slider family, using kinetic letter resources.</p>	<p>Draw a picture (or print the attached worksheet- see link) of the Gingerbread man.</p> <p>In the story the Gingerbread man repeats the same sentence lots of time...</p> <p>"Run, run as fast as you can, you cant catch me, I am the gingerbread man".</p> <p>Without copying, use your phonics to write this sentence in the gingerbread mans speech bubble. Don't forget your capital letter, fingers spaces and full stop.</p>	<p>Practise our Snappy Maths number bond rhymes (as demonstrated at our Reception open morning). See slide 37 for the rhyme. Use your fingers to show each new number bond. Ensure you are secure with your bonds to 5 before you go onto your bonds to 10. Keep practising until you are confident with the rhyme and can use it to find/ show number bonds to 10. When you are, ask a grown up to give you a number, you can then use the rhyme/ your fingers to be able to give them the number that you would add to make 10.</p>		<p>Draw or print (see link) each of the characters in the story. Cut them out and stick each of them onto a lollipop stick or something similar, to make your own stick puppets. Use these stick puppets to retell the story.</p>
<b>Tues</b>	<p>Start the morning with 'PE' with Joe Wicks, live on You tube at 9am.</p> <p>If you feel like you want a change from 'Joe Wicks' then have a go at one of the 'Supermover' routines (see link)- there are lots to choose from!</p>	<p><a href="https://www.youtube.com/watch?v=mwQeuo0nMFI&amp;list=PLuGr6z2H2KNGIYp03sdzSGLZquzuQENkx&amp;index=9&amp;t=0s">https://www.youtube.com/watch?v=mwQeuo0nMFI&amp;list=PLuGr6z2H2KNGIYp03sdzSGLZquzuQENkx&amp;index=9&amp;t=0s</a> - Lesson 2</p> <p>Practise segmenting and blending words, using the video link above. Follow the teacher in the video to practise this very important skill.</p>	<p>Choose a book from the e-library on Oxford Owl, with help from your parents- selecting your age band etc (see link). Have a go at using your phonics to read the online book. Just like your school book you can keep going with this book until you are confident with it and can read it fluently. When you are and feel ready, you can choose another.</p>	<p>Revise the formation of previously practised letters (from previous weeks).</p> <p>Practise the letter 'w' from the slider family, using kinetic letter resources.</p>	<p>Can you write a sentence of your own (or maybe more than 1 if you're ready for a challenge) about the '<b>beginning</b>' of the story?</p>	<p>Ask a grown up to make or print you number cards for the bonds to 10. Mix the number cards up and then see if you can match the numbers to show all number bonds to 10. If you don't want to make and have access to a printer, you could ask a grown up to print and cut out the gingerbread men number bond matching cards. You will need to count the buttons on one gingerbread man and then find the corresponding gingerbread man, whose buttons added to the previous one make 10 (see link).</p>		<p>See slides 33 and 34. Have a go at making your own gingerbread men, following the instructions given. If you would prefer you could buy some gingerbread men and just decorate them using icing and sweets.</p> <p>If you do not have the ingredients or cannot add these to your weekly shop, you could also follow another biscuit recipe that uses the ingredients you do already have.</p>
<b>Wed</b>	<p>Start the morning with 'PE' with Joe Wicks, live on You tube at 9am.</p> <p>If you feel like you want a change from 'Joe Wicks' then have a go at one of the 'Supermover' routines (see link)- there are lots to choose from!</p>	<p><a href="https://www.youtube.com/watch?v=a0-oAdakVm8&amp;list=PLuGr6z2H2KNGIYp03sdzSGLZquzuQENkx&amp;index=8&amp;t=0s">https://www.youtube.com/watch?v=a0-oAdakVm8&amp;list=PLuGr6z2H2KNGIYp03sdzSGLZquzuQENkx&amp;index=8&amp;t=0s</a> - Lesson 3</p> <p>Practise segmenting and blending words, using the video link above. Follow the teacher in the video to practise this very important skill.</p>	<p>Choose a book from the e-library on Oxford Owl, with help from your parents- selecting your age band etc (see link). Have a go at using your phonics to read the online book. Just like your school book you can keep going with this book until you are confident with it and can read it fluently. When you are and feel ready, you can choose another.</p>	<p>Revise the formation of previously practised letters (from previous weeks).</p> <p>Practise the letter 'x' from the slider family, using kinetic letter resources.</p>	<p>Can you write a few of your own sentences about the '<b>middle</b>' of the story?</p> <p>Just like we do in school, always remember to say your sentence out loud (including the full stop) before attempting to write it down.</p>	<p>Continue to practise your number bonds to 10, listen to the song 'Farmer Pete' (see link). Draw or print and cut out 10 sheep of your own. Use your sheep along with the 'Farmer Pete' rhyme (see link or slide 36 for the rhyme). Use your sheep to represent number bonds to 10, record each number bond as a sum e.g. 9 + 1 = 10.</p> <p>Check your number bonds using the rhyme you are more confident with and practised on Monday!</p>		<p>Using one of your gingerbread men, conduct a science experiment. See slide 35 and follow these steps.</p> <p>Before hand, make a prediction...What do you think is going to happen to our gingerbread man in the water?</p> <p>Afterwards, draw a conclusion...What has happened to our gingerbread man?</p> <p>What words can you use to describe what has happened to our gingerbread man?</p>

	Get Moving (approx. 30 mins)	Phonics (approx. 15 mins)	Reading (approx. 15 mins)	Kinetic Letters (approx. 10 mins)	Writing (approx. 30 mins)	Number (approx. 30 mins)	Shape, Space and Measure (approx. 30 mins)	Other areas... (approx. 30 mins)
<b>Thurs</b>	<p>Start the morning with 'PE' with Joe Wicks, live on You tube at 9am.</p> <p>If you feel like you want a change from 'Joe Wicks' then have a go at one of the 'Supermover' routines (see link)- there are lots to choose from!</p>	<p><a href="https://www.youtube.com/watch?v=D6ehq9guGYA&amp;list=PLuGr6z2H2KNGIyp03sdzSGLZquzuQENkx&amp;index=7&amp;t=0s">https://www.youtube.com/watch?v=D6ehq9guGYA&amp;list=PLuGr6z2H2KNGIyp03sdzSGLZquzuQENkx&amp;index=7&amp;t=0s</a> - Lesson 4</p> <p>Practise segmenting and blending words, using the video link above. Follow the teacher in the video to practise this very important skill.</p>	<p>Choose a book from the e-library on Oxford Owl, with help from your parents- selecting your age band etc (see link). Have a go at using your phonics to read the online book. Just like your school book you can keep going with this book until you are confident with it and can read it fluently. When you are and feel ready, you can choose another.</p>	<p>Revise the formation of previously practised letters (from previous weeks). Practise the letter 'z' from the slider family, using kinetic letter resources.</p>	<p>Can you write your own sentence about the 'end' of the story?</p> <p>Just like we do in school, always remember to say your sentence out loud (including the full stop) before attempting to write it down.</p>	<p>Have a go at some games on your computer to practise/ consolidate your knowledge of number bonds to 10. Try Topmarks- Hit the button (see link) firstly click on the option 'Number bonds' and then chose to 10. It will give you a number and you must then click on the number that corresponds with that number to make 10. You can also play 'Save the Whale' on ICT games (see link). Here you are given a number on a pipe, you must then select and drag the corresponding number to make 10. Once you have matched the numbers, click on the spinner and see if you have saved the whale.</p>		<p>Now you know what would have happened to the gingerbread man if he had gone in the water and knowing that trusting the fox didn't end well...can you explore ways in which the gingerbread man could have crossed the water without getting wet or trusting the fox. Get yourself a tray of water, can you build a bridge over the water that is strong enough for your gingerbread to cross? Or maybe you could make a boat out of junk that the gingerbread man could use...it would have to be waterproof and float so think about your materials carefully.</p>
<b>Fri</b>	<p>Start the morning with 'PE' with Joe Wicks, live on You tube at 9am.</p> <p>If you feel like you want a change from 'Joe Wicks' then have a go at one of the 'Supermover' routines (see link)- there are lots to choose from!</p>	<p><a href="https://www.youtube.com/watch?v=RAAacZbh1uM&amp;list=PLuGr6z2H2KNGIyp03sdzSGLZquzuQENkx&amp;index=6&amp;t=0s">https://www.youtube.com/watch?v=RAAacZbh1uM&amp;list=PLuGr6z2H2KNGIyp03sdzSGLZquzuQENkx&amp;index=6&amp;t=0s</a> - Lesson 5</p> <p>Practise segmenting and blending words, using the video link above. Follow the teacher in the video to practise this very important skill.</p>	<p>Re-read this weeks story 'The Gingerbread man' Ask a grown up to then read questions on slide 38. Can you verbally answer the questions based on what you have heard?</p>	<p>Revise the formation of previously practised letters (from previous weeks). Practise the letter 'k' from the slider family, using kinetic letter resources.</p>	<p>Just as you did in week 3 (Jack and the beanstalk)...re-read the ending of the story 'The Gingerbread man' and have a look at the sentence you wrote yesterday.</p> <p>Today can you see if you can write a sentence with a <b>different</b> ending to the one already given. Time to use your imagination again!</p> <p>Just like we do in school, always remember to say your sentence out loud (including the full stop) before attempting to write it down.</p>	<p>Log on to Maths seeds using your personal log on...have a go at completing the activities set for you.</p>	<p>Have a go at making your own 'toilet roll' gingerbread man...</p>	
								
<b>Note</b>	<p><b>Remember:</b> Don't forget that you can also have a go at some yoga with Cosmic Kids (see link).</p>	<p><b>Remember:</b> As well as following these lessons to practise blending, use your flashcards to keep practising sounds you aren't secure with. On the Youtube channel (see link) you will find individual lessons for each sound, feel free to use one of these to help you practise those trickier sounds if you wish! Also, keep playing on all those games you have been signposted to in previous weeks to help keep up your super phonic skills!</p>	<p><b>Remember:</b> The Oxford Owl link above has many other resources you may enjoy too.</p>	<p><b>Remember:</b> Remember that all of your letters start at the top at either scared or brave monkey. No letters start at the bottom...we are still seeing lots of you starting here, which will make it really tricky further down the line when you are expected to begin joining.</p>	<p><b>Remember:</b> The writing tasks set may seem similar and even a little repetitive each week but at this stage of the year, it is important that you continually practise the skill of sentence writing...including remembering your capital letters, finger spaces and full stops. We would expect most of you at this stage to be moving away from very simple sentences in your writing, extending sentences by adding in some detail and even writing more, extending the length of your pieces.</p> <p><b>Always remember to say your sentence out loud (including the full stop) before attempting to write it down.</b></p>	<p><b>Remember:</b> Knowing your number bonds to 10 fluently up to 10 is one of the foundations to more complex number problems as you go through school so it's a really great skill to practise and become confident at.</p>	<p><b>Remember:</b> Just because Shape, space and measure isn't our focus this week doesn't mean you cant practise your 2D/ 3D shapes as well as any other work that has been set over the last few weeks!</p>	<p><b>Remember:</b> You are learning constantly through your play, so don't forget to have fun and play all those things you love as well!</p>





### You will need:

Rolling pin  
Gingerbread man cutter  
Sweets of your choice for decoration  
350g plain flour  
175g light soft brown sugar  
100g butter  
1 medium egg  
4 tbsp golden syrup  
1 tsp bicarbonate of soda  
1 ½ tsp ground ginger  
Icing

# 1



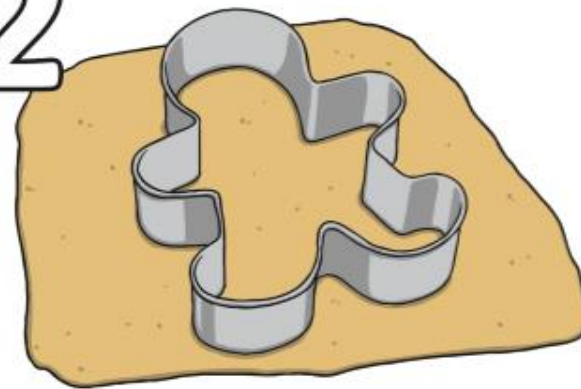
Put the flour, butter, ginger and bicarbonate of soda into a mixing bowl.

Mix it together with your fingertips until it is crumbly.

Add the sugar, syrup and egg.

Mix until it forms a firm pastry mix.

# 2



Preheat the oven to 180 °C or Gas Mark 4.

Dust your work surface with flour.

Using the rolling pin, roll out the pastry until it's about 5mm thick.

Using the pastry cutter, cut out the shapes.

# 3

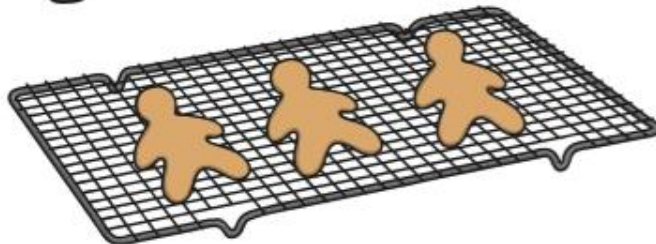


Place the cut-out pastry 2cm apart on a greased or non-stick baking tray. This means they won't spread into each other.

Using oven gloves, an adult should place the tray in the preheated oven.

Bake your gingerbread people for 15 minutes.

# 4



Place the baked gingerbread people onto a cooling rack.

Whilst they are cooling, gather together the items you want to decorate your gingerbread people with.

You could use raisins, chocolate drops, chocolate buttons and more!

# 5



Put a blob of icing on the gingerbread person where you want to put a decoration, and then stick the decoration on top.

# Swimming Gingerbread Man

## Science Experiment

### Method

1. First, pour some water into a bowl or cup.
2. Then, drop your gingerbread man gently into the filled container.
3. Talk about whether the gingerbread man floats or sinks.
4. Observe and talk about what happens to the gingerbread man over time.
5. Watch as the gingerbread man slowly dissolves/disintegrates.

### You will need:

- Small gingerbread men biscuits
- Bowls or cups
- Jug
- Water



### Farmer Pete - Number Bonds to 10

Farmer Pete he had 10 sheep. All were in the pen.

10 were safe and none had gone. 10 add 0 makes 10.

"Oh dear!", said Pete, "where is my sheep? There's 9 here in the pen."

9 are safe and 1 has gone, 9 add 1 makes 10.

"Oh dear!", said Pete, "where are my sheep? There's 8 here in the pen."

8 are safe and 2 have gone, 8 add 2 makes 10.

"Oh dear!", said Pete, "where are my sheep? There's 7 here in the pen."

7 are safe and 3 have gone, 7 add 3 makes 10.

"Oh dear!", said Pete, "where are my sheep? There's 6 here in the pen."

6 are safe and 4 have gone, 6 add 4 makes 10.

"Oh dear!", said Pete, "where are my sheep? There's 5 here in the pen."

5 are safe and 5 have gone, 5 add 5 makes 10.

"Oh dear!", said Pete, "where are my sheep? There's 4 here in the pen."

4 are safe and 6 have gone, 4 add 6 makes 10.

"Oh dear!", said Pete, "where are my sheep? There's 3 here in the pen."

3 are safe and 7 have gone, 3 add 7 makes 10.

"Oh dear!", said Pete, "where are my sheep? There's 2 here in the pen."

2 are safe and 8 have gone, 2 add 8 makes 10.

"Oh dear!", said Pete, "where are my sheep? There's 1 here in the pen."

1 is safe and 9 have gone, 1 add 9 makes 10.


"Oh dear!", said Pete, "where are my sheep? There's none here in the pen."

None are safe and 10 have gone, 0 add 10 makes 10.

## Snappy Maths - Number bonds to 5



I count the fingers on my hand (wave hand).  
1,2,3,4,5 Stand tall and grand (hold up fingers as they count).  
4 stand tall and 1 lies down (fold down 1 finger)  $4 + 1 = 5$ .  
3 stand tall and 2 lie down (fold down 2 fingers)  $3 + 2 = 5$ .  
2 stand tall and 3 lie down (fold down 3 fingers)  $2 + 3 = 5$ .  
1 stands tall and 4 lie down (fold down 4 fingers)  $1 + 4 = 5$ .  
0 stand tall and 5 lie down (fold down 5 fingers)  $0 + 5 = 5$ .  
I count the fingers on my hand. 1,2,3,4,5, stand tall and grand  
again (hold up fingers as they count).



*(adapt as necessary for number bonds to 10, start with the initial line however count to 10. Use the same technique of fingers standing tall/ lying down but to make bonds to 10).*



## Reading Comprehension

1. What did the gingerbread man do when the old lady opened the oven door?
2. Which characters started chasing the gingerbread man at the beginning?
3. Who did the gingerbread man come to next?
4. What did the gingerbread man say over and over again?
5. Who was the last character to chase the gingerbread man?
6. Why did everyone want to catch the gingerbread man?
7. Should the gingerbread man have climbed onto the fox's nose?
8. What the fox a nice character in the story? Explain how you know?
9. What made Mr and Mrs Baker happy at the end of the story?



## Useful links...

<https://www.youtube.com/watch?v=1gUbdNbu6ak> Wake up Shake up!

<https://www.youtube.com/watch?v=1Qpn2839Kro> Jolly Phonics A-Z

<https://www.youtube.com/watch?v=W8Jp5MutVIQ> Jolly Phonics phase 3

<https://www.youtube.com/watch?v=TvMyssfAUx0> Tricky words phase 2

<https://www.youtube.com/watch?v=R087lYrRpgY> Tricky words phase 3

<https://www.bbc.co.uk/teach/super movers/just-for-fun-collection/z7tymfr> Super movers

<https://home.oxfordowl.co.uk/books/free-ebooks/> Oxford Owl

## Useful links...

<https://www.topmarks.co.uk/maths-games/hit-the-button> Hit the Button (Number bonds)

[https://www.youtube.com/channel/UCP\\_FbjYUP\\_UtldV2K\\_-niWw](https://www.youtube.com/channel/UCP_FbjYUP_UtldV2K_-niWw) Letters and Sounds Youtube lessons

<https://www.twinkl.co.uk/resource/t-t-7257-the-gingerbread-man-thought-bubbles-posters> Gingerbread character writing sheets

<https://www.twinkl.co.uk/resource/t-n-5972-gingerbread-man-number-bonds-to-10-matching-activity> Number bonds to 10 worksheet

<https://www.ictgames.com/saveTheWhale/index.html> Save the whale- Number bonds to 10

<https://www.youtube.com/watch?v=poJmS5iWfEs> Farmer Pete song/ animation

<https://www.twinkl.co.uk/resource/t-tp-5738-the-gingerbread-man-small-world-characters> Stick puppets



Please do ask your grown up to upload your super work to Tapestry, we would love to see it- this can be as just a written blurb or it can include pictures and videos too 😊.

We both feel it is important to stay in touch during these times and this is a great way of doing that!

As per previous weeks, instead of your grown up uploading lots of separate observations, they can upload pictures/ work of some/ all of the different tasks that you have been set this week, along with one larger blurb letting us know how you've got on with these tasks, in 1 observation at the end of the week.

Take care, stay home and safe!

Hopefully it wont be too much longer until we can all be together again.  
Miss you!

Miss Holden and Mrs Trimmer.